

# ***mody*** ELECTRIC SUBMERSIBLE DRAINAGE PUMP

## **G-800 SERIES**

**PORTABLE ELECTRIC  
SUBMERSIBLE PUMP FOR  
CORROSIVE & ABRASIVE  
APPLICATIONS**

.....

### **Model G-802T**

**6" NPT or Hose  
25 HP (19kW)  
(High Volume - Low Head)**

.....

### **Model G-806T**

**4" NPT or Hose  
25 HP (19kW)  
(Low Volume - High Head)**

.....



## **G-800 DESIGN ADVANTAGES**

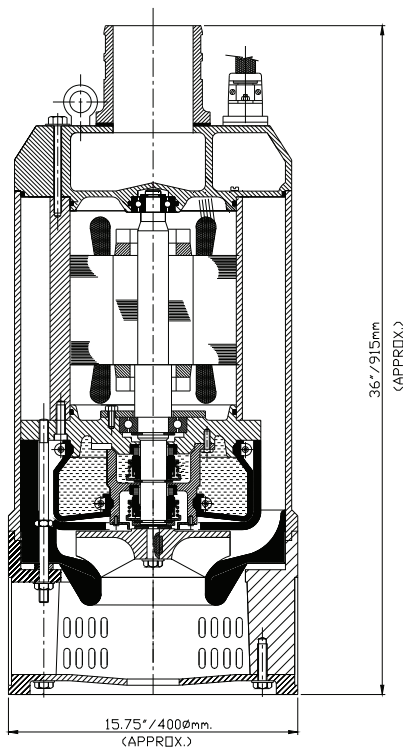
- Stainless Steel Strainer, Shaft, Impeller, Outlet and Hardware for maximum corrosion resistance.
- Choice of impeller materials:
  - 1) 304/316 Stainless Steel for sea water and corrosive applications and;
  - 2) Nitride Hardened 410 Stainless Steel for abrasive applications. (Standard)
- Tandem Tungsten Carbide/Tungsten Carbide and Tungsten Carbide/Tungsten Carbide mechanical seals.
- Mechanical Seals in wholly enclosed pressure compensated oil chamber.
- Field adjustable Nitrile Rubber-lined Diffuser/Wear Plate Optimizes efficiency throughout the life of the pump.
- Automatic ON/OFF/ON Thermal Overloads embedded in Stator Winding Optional - requires 6 core or Control cable and external controls.
- Equipped with Sacrificial Zinc Anodes for maximum life in a saline fluid environment.
- Available in complete 316 Stainless Steel Construction with Silicon Carbide/Silicon Carbide Mechanical Seals and Viton® Elastomers.



**Mody Pumps® Inc.**  
2166 Zeus Court, Bakersfield, CA 93308. USA  
Tel.: (661) 392-7600 • Fax: (661) 392-7601  
<http://www.modypump.com>  
E-mail: [sales@modypump.com](mailto:sales@modypump.com)

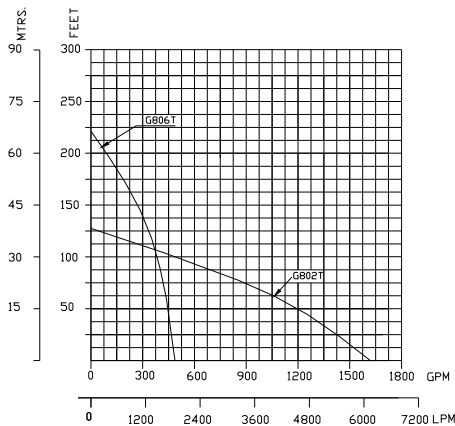
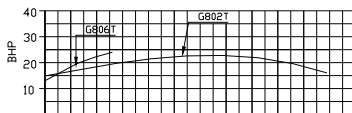
# mody ELECTRIC SUBMERSIBLE DRAINAGE PUMP

## G-800 SERIES 25HP (19kW)



### PERFORMANCE CURVES

MODEL: G802T/G806T (50/60 Hz)



## G-800 SERIES

### MATERIALS OF CONSTRUCTION AND ENGINEERING DATA

#### MOTOR

2-pole induction **continuous rated** motor with squirrel cage rotor.  
 Stator insulation class 'H' (180°C)  
 Speed : 3400 RPM @ 60 Hz, 2800 RPM @ 50 Hz  
 Power Rating : 25HP @ 60 Hz, 19kW @ 50Hz Full Load  
 Current FLA: 34 Amps @ 460v. 39 Amps @ 400v.  
 Max. temperature of the pump liquid : 104°F/40°C  
 Max. start/stop per hour : 15  
 Star - Delta Starting Optional

#### POWER SUPPLY

3 phase, 50/60 Hz, AC Supply. Available in any voltage frequency combination. (208/220/230/380/415/460/575/1000V)

#### BALL BEARINGS

Single row deep groove upper bearing. Double angular contact lower bearings. The bearings are enclosed with high temperature grease-containing special Anti-corrosion additive.

#### POWER CABLE

Waterproof/oil proof, rubber-insulated, neoprene-sheathed copper conductor flexible cable, 50ft. (15m) length standard. Type SOOW in North America, EPR in the Middle East and HO7RN in the EU. 6 Core or Control cable with thermal overloads optional.

#### SHAFT SEAL

Tandem Tungsten carbide/Tungsten carbide and Tungsten Carbide/Tungsten Carbide Mechanical seals wholly enclosed in an oil chamber.

#### CORROSION RESISTANT

Epoxy coated Steel Outer Casing  
 Aluminum Stator Casing  
 Nitrile Rubber- Lined Diffuser/Wear plate.  
 Shaft: 431 Stainless Steel  
 Hardware: 304 Stainless Steel  
 Impeller: Nitride Hardened 410SS to 56HRC is Standard.  
 pH Range 5 - 8

#### STRAINER

304 Stainless Steel with 1-9/16" (25.5mm) X 3/8" (10mm) {G 802}, 3/8" (10mm) Round Holes {G 806}

#### SUBMERGENCE

Submergence below liquid surface min 5" (127mm) max. 50' (15m).

#### WEIGHTS (Approx. without cable)

G 802: 395lbs. (180Kg)  
 G 806: 410lbs. (186Kg)